
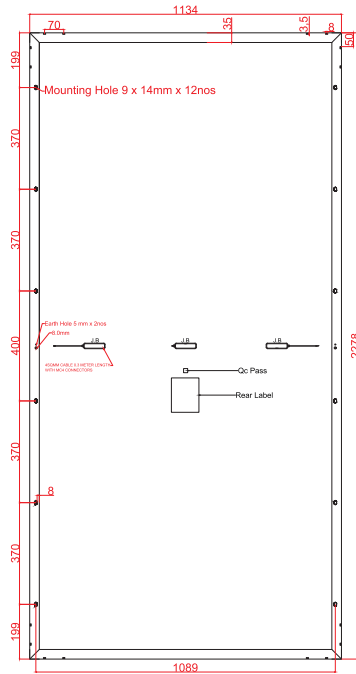





250 MW Solar PV Modules
State Of Art Manufacturing Company



Pacific Series Mono PERC Half cut SEPLM10 | 144 Cells | 530-550Wp



Technical Parameters - 144 Half Cut Cells

Electrical Parameters STC at 1000W/m² at 25°C

Model	Voc	Vmax	Imax	Isc	Pmax	Eff	FF
550	49.45	42.60	12.95	13.90	550.00	21.29	80.01
545	49.35	42.55	12.85	13.80	545.00	21.09	20.02
540	49.30	42.50	12.75	13.65	540.00	20.90	20.24
535	49.27	42.48	12.60	13.50	535.00	20.71	80.43
530	49.25	42.40	12.50	13.45	530.00	20.51	80.01

Module Dimensions (mm)
2278 x 1134 x 35

Electrical Parameters NOCT at 800W/m² at 45°C

Model	Voc	Vmax	Imax	Isc	Pmax
550	45.55	37.99	10.42	11.25	395.94
545	45.46	37.95	10.34	11.17	392.43
540	45.42	37.90	10.26	11.05	388.91
535	45.39	37.88	10.14	10.93	384.16
530	45.37	37.81	10.06	10.89	380.39

Cell Size (mm)
91 x 182

Design Parameters

VOLTS	24
NOCT (°C)	45±2
Temp. Coeff of Pmax (%/°C)	-0.39
Temp. Coeff of Isc (%/°C)	+0.06
Temp. Coeff of Voc (%/°C)	-0.33
Max. System Voltage (VDC)	1500
Design Load (Pa)	2400
Max. Operational Temperature (°C)	+85°C
Max. Series Fuse Rating	25A
By-pass Diode Rating	25A
Fire Class Rating	Class C

Mechanical data

Length	2278 mm
Width	1134 mm
Height	35 mm
Weight	28.5 Kg
Junction box	IP 67 / IP 68
Cable and Connectors	300 mm length cable, MC4 & Amphenol compatible connectors
Application class	Class A (Safety class II)
Superstrate	High transmittance ARC glass
Cells	144 Half Cut MONO PERC solar cells; 10 BB
Encapsulation	Low shrinkage PID resistant EVA
Substrate	Tri layer backsheet
Frame	Anodized aluminium frame with twin wall profile
Mechanical load test as per IEC	5400 Pa-front; 2400 Pa-back
Maximum series fuse rating	25 A

Warranty and certifications

Product warranty**

5 years of product warranty
25 years of Performance warranty

Approvals and certificates:

BIS / IS 14286, IEC 61730-1 (Type Approval)
IEC 61730-2 (Type Approval), IEC 61701 (Salt Mist)
IEC 62804 (PID Test), IEC CB 61215 (Performance)
Under Process



Current / Voltage Dependence on Irradiance and Module Temperature

These I.V Curves Indicate the Effect of Temperature and Light Intensity on Module Performance

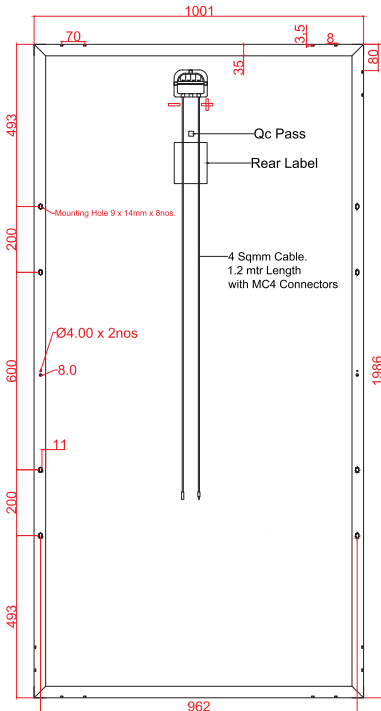

Note : The Technical Data & Specification are Mentioned in the data Sheet may changed without prior notice due to continuous improvements innovations in the product. Please Contact Marketing for the latest updates and data sheet before finalizing the Order. be advised that solar PV Modules should be handed and installed by qualified personnel and please Refer Installation, Operation & Maintenance Manual before handling and start installation for safety and installation,



SUNBOND ENERGY PVT. LTD.

Sr. No. 181/P:2, Opp/66KV Sub Station,
Mitana Padadhari Road,
Mitana, Morbi - 363650. (Gujarat) INDIA.
+91 90999 88772
sales@sunbondenergy.com
www.sunbondenergy.com

Arctic Series Mono-PERC 72 Cells | 380 - 400 Wp



Technical Parameters - 72 Full Cells

Electrical Parameters STC at 1000W/m² at 25°C

Model	Voc	Vmax	I _{max}	I _{sc}	P _{max}	Eff	FF
400	49.48	41.68	9.6	10.12	400	20.12	79.99
390	48.8	41	9.52	10	390	19.6	79.92
380	48.6	40.7	9.34	9.85	380	19.1	79.38

Module Dimensions (mm)
1986 x 1001 x 35/40

Electrical Parameters NOCT at 800W/m² at 45°C

Model	Voc	Vmax	I _{max}	I _{sc}	P _{max}
400	45.58	37.17	7.73	8.19	287.18
390	44.95	36.56	7.66	8.10	280.14
380	44.77	36.30	7.52	7.97	272.83

Cell Size
158.75 x 158.75

Design Parameters

NOCT (°C)	45±2
Temp. Coeff of P _{max} (%/°C)	-0.39
Temp. Coeff of I _{sc} (%/°C)	+0.06
Temp. Coeff of Voc (%/°C)	-0.30
Max. System Voltage (VDC)	1500
Design Load (Pa)	2400
Max. Operational Temperature (°C)	+85°C
Max. Series Fuse Rating	15A
By-pass Diode Rating	20A
Fire Class Rating	Class C

Mechanical data

Length	1986 mm
Width	1001 mm
Height	35 mm/40 mm
Weight	22 Kg
Junction box	IP67 / IP68
Cable and connectors	1000 mm length cable, Mc4 8 Amphenol compatible connectors
Application class	Class A (Safety class II)
Superstrate	High transmittance ARC glass
Cells	72 Mono-PERC solar cells: 5 bus bars
Cell encapsulation	Superior dielectric strength & PID resisant EVA
Substrate	Tri layer backsheet
Frame	Anodized aluminium frame with twin wall profile
Mechanical load test as per IEC	5400 pa-front : 2400 pa-back
Maximum series fuse rating	15 A

Warranty and certifications

Product warranty**

5 years of linear power warranty
25 years of Performance warranty

Approvals and certificates:

BIS / IS 14286, IEC 61730-1 (Type Approval)
IEC 61730-2 (Type Approval), IEC 61701 (Salt Mist)
IEC 62804 (PID Test), IEC CB 61215 (Performance)



Current / Voltage Dependence on Irradiances and Module Temperature

These I.V Curves Indicate the Effect of Temperature and Light Intensity on Module Performance

Note : The Technical Data & Specification are Mentioned in the data Sheet may changed without prior notice due to continuous improvements innovations in the product. Please Contact Marketing for the latest updates and data sheet before finalizing the Order. be advised that solar PV Modules should be handed and installed by qualified personnel and please Refer Installation, Operation & Maintenance Manual before handling and start installation for safety and installation,

SUNBOND ENERGY PVT. LTD.

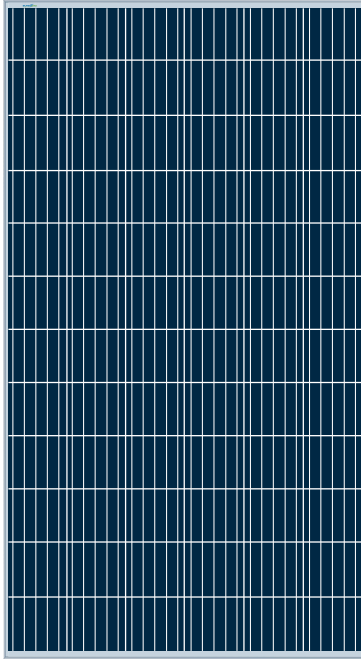
Sr. No. 181/P:2, Opp/66KV Sub Station,
Mitana Padadhari Road,
Mitana, Morbi - 363650. (Gujarat) INDIA.
+91 90999 88772
sales@sunbondenergy.com
www.sunbondenergy.com



Atlantic Series

DCR Poly-crystalline

72 Cells | 330 - 340 Wp



Technical Parameters - 72 Full Cells

Electrical Parameters STC at 1000W/m² at 25°C

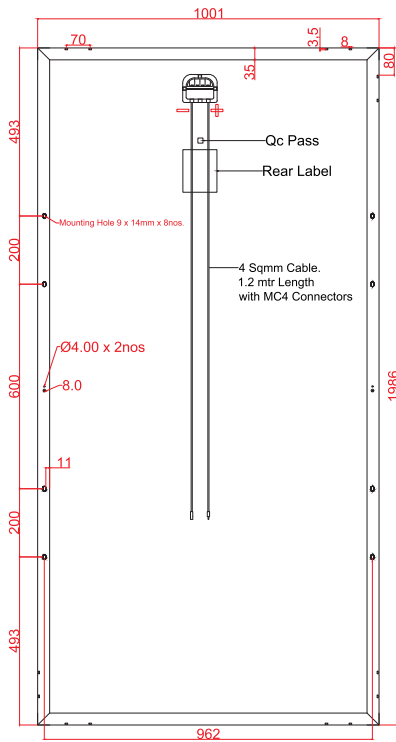
Model	Voc	Vmax	I _{max}	I _{sc}	P _{max}	Eff	FF
340	46.04	37.67	9.04	9.57	340	17.01	77.11
335	45.90	37.64	8.91	9.43	335	16.85	77.40
330	45.70	37.49	8.81	8.81	330	16.60	77.40

Module Dimensions (mm)
1986 x 1001 x 35/40

Electrical Parameters NOCT at 800W/m² at 45°C

Model	Voc	Vmax	I _{max}	I _{sc}	P _{max}
340	42.17	33.59	7.28	7.70	244.41
335	42.01	33.57	7.17	7.59	240.70
330	41.83	33.43	7.09	7.91	237.05

Cell Size
158.75 x 158.75



Design Parameters

NOCT (°C)	45±2
Temp. Coeff of P _{max} (%/°C)	-0.40
Temp. Coeff of I _{sc} (%/°C)	+0.03
Temp. Coeff of Voc (%/°C)	-0.33
Max. System Voltage (VDC)	1500
Design Load (Pa)	2400
Max. Operational Temperature (°C)	+85°C
Max. Series Fuse Rating	20A
By-pass Diode Rating	20A
Fire Class Rating	Class C

Mechanical data

Length	1986 mm
Width	1001 mm
Height	35 mm/40 mm
Weight	22 Kg.
Junction box	IP 67 / IP 68
Cable and Connectors	1000 mm length cable, MC4 & Amphenol compatible connectors
Application class	Class A (Safety class II)
Superstrate	High transmittance ARC glass
Cells	72 Poly-crystalline solar cells; 5 bus bars
Encapsulation	Low shrinkage PID resistant EVA
Substrate	Tri layer backsheet
Frame	Anodized aluminium frame with twin wall profile
Mechanical load test as per IEC	5400 Pa-front; 2400 Pa-back
Maximum series fuse rating	20 A

Warranty and certifications

Product warranty**

5 years of product warranty
25 years of Performance warranty

Approvals and certificates:

BIS / IS 14286, IEC 61730-1 (Type Approval)
IEC 61730-2 (Type Approval), IEC 61701 (Salt Mist)
IEC 62804 (PID Test), IEC CB 61215 (Performance)



Current / Voltage Dependence on Irradiances and Module Temperature
These I.V Curves Indicate the Effect of Temperature and Light Intensity on Module Performance

Note : The Technical Data & Specification are Mentioned in the data Sheet may changed without prior notice due to continuous improvements innovations in the product. Please Contact Marketing for the latest updates and data sheet before finalizing the Order. be advised that solar PV Modules should be handed and installed by qualified personnel and please Refer Installation, Operation & Maintenance Manual before handling and start installation for safety and installation,



SUNBOND ENERGY PVT. LTD.
Sr. No. 181/P:2, Opp/66KV Sub Station,
Mitana Padadhari Road,
Mitana, Morbi - 363650. (Gujarat) INDIA.
+91 90999 88772
sales@sunbondenergy.com
www.sunbondenergy.com